



Editorial Introduction

This issue of the *Independent Journal of Management & production (IJM&P)* features a selection of articles submitted and revised until December 2018. Observe the works are the fruit of research and publications of undergraduate, postgraduate and entrepreneurs.

It is important to mention that all the works are showed without any kind of payment. All of them are published free from payments or taxes.

The publication also counts on the work of researchers from various parts of the world, which have undergone a process of peer review.

As chief editor of *IJM&P*, I am indebted to all members of the editorial board and reviewers, which contributed to achieve a very decent job during the evaluation and revision. Moreover, that they have contributed to the Journal in recognition of the international scientific community.

In addition, with all the authors, who trusted the results of their research and publications to the scrutiny of editors and reviewers who are part of our Journal.

On July 20, 2018, the journal was notified via E-mail of its indexing and abstracted in: ***Emerging Sources Citation Index (ESCI), Clarivate Analytics - Web of Science - Thompson Reuters***. With the availability of journal data on August 20, 2018.

The Table 1 presents how our collaborators, by their categories of study and sex are.



Table 1: Distribution of users by degree

	<i>Dr. Ph.D.</i>	<i>MSc.</i>	<i>Dr./Ph.D. Student</i>	<i>MSc. Student</i>	<i>Specialist</i>	<i>Professors</i>	<i>Students</i>	<i>Others</i>	<i>Total</i>
Male	1,035	255	240	59	34	23	56	103	1,805
Female	379	116	121	18	13	3	44	27	721

From the data provided in Table 1 on the distribution users by titration, Figure 1 shows the percentage of each titration.

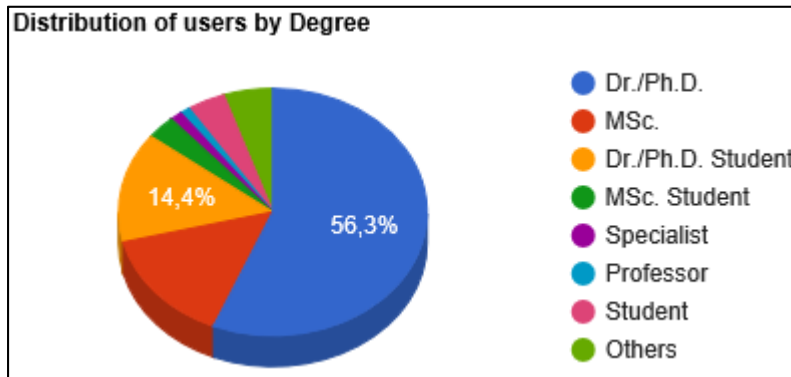


Figure 1: Distribution chart for degree

In the period from January, 01 to March, 31 2019, the journal was accessed by approximately 13,620 users, of approximately 2,636 cities and 168 countries, in the Figure 2 is presented the map mundi, in which can be observed the countries of where was originating the access (GOOGLE, 2019).

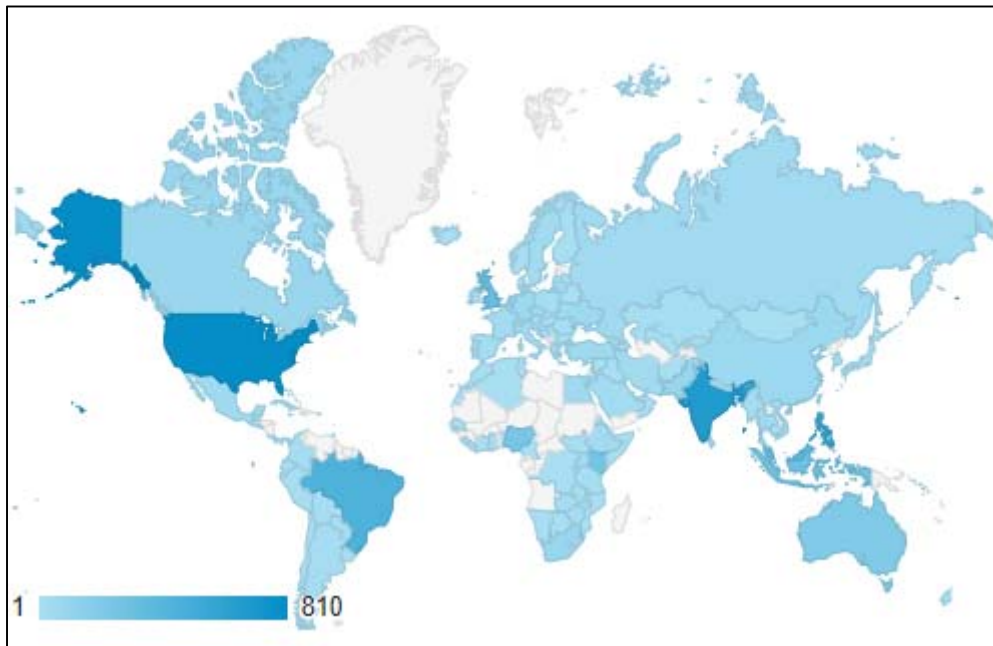


Figure 2: Countries that have accessed the journal

The Table 2 shows the preview data and journal access, since its creation in 2010.

Table 2: views by volume/number

Year	Country	Cities	Access	Users	Viewers
2010	25	75	340	181	5,474
2011	75	343	1,510	1,024	12,942
2012	83	444	2,187	1,406	15,499
2013	118	1,208	11,946	6,006	71,264
2014	146	1,978	17,440	10,503	68,340
2015	147	2,307	23,017	14,460	96,735
2016	162	2,911	26,654	17,847	112,928
2017	184	4,078	37,171	27,129	109,535
2018	190	5,220	57,157	44,400	187,729
2019	168	2,636	17,343	13,620	58,127

In Figures 3, 4, 5, 6, 7, 8, 9, 10 and 11 is shown a graph of the amount of hits that the journal received between January 1, 2014 and March 31, 2019; these data are based on information provided by the Google analytics.

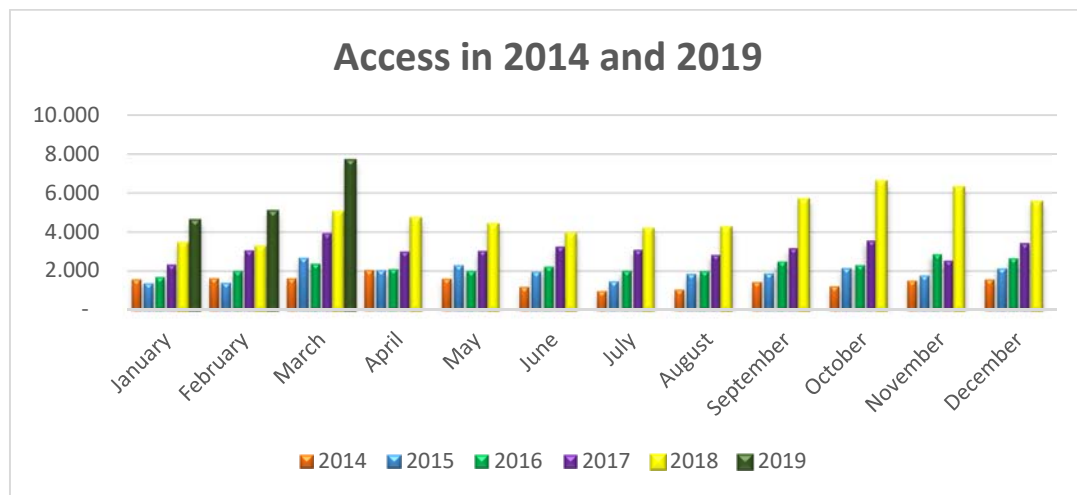


Figure 3: amount of hits between 2014 and 2019

The Figure 4 shows the comparison of the number of cities, around the world, that have accessed the journal.



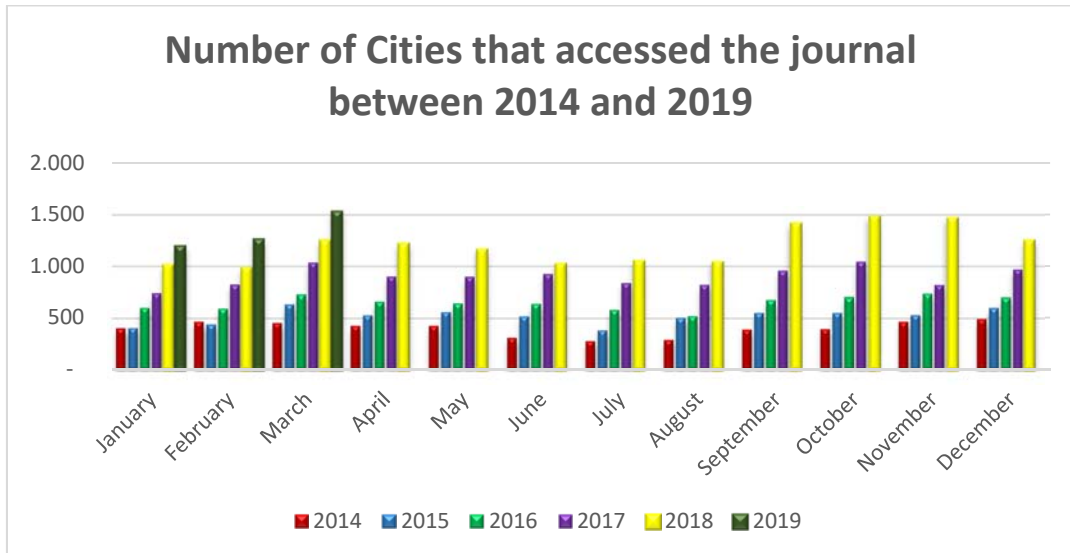


Figure 4: Amount of cities between 2014 and 2019

The Figure 5 shows the averages of views on the journal in the period between the years of 2014 and 2016.

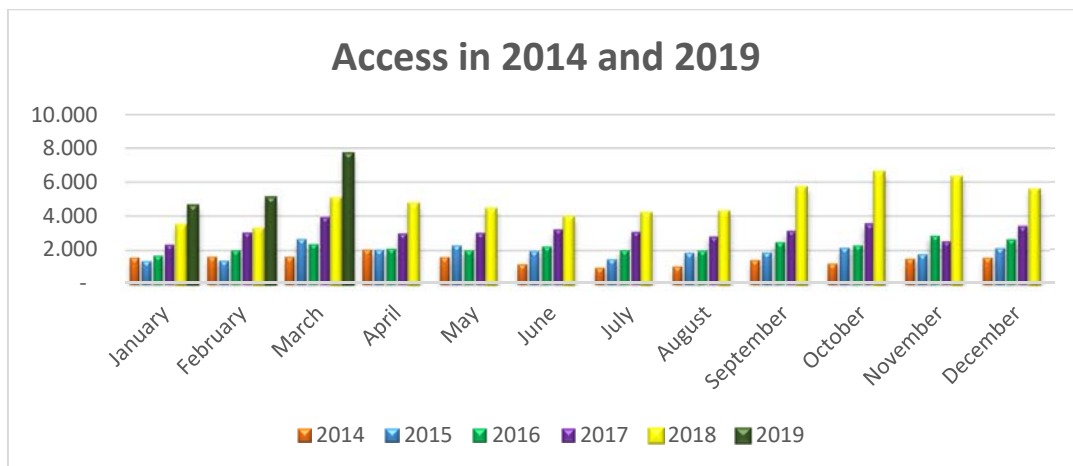


Figure 5: Amount of average between 2014 and 2019

The Figure 6 shows the comparison of the number of countries, around the world, that have accessed the journal.



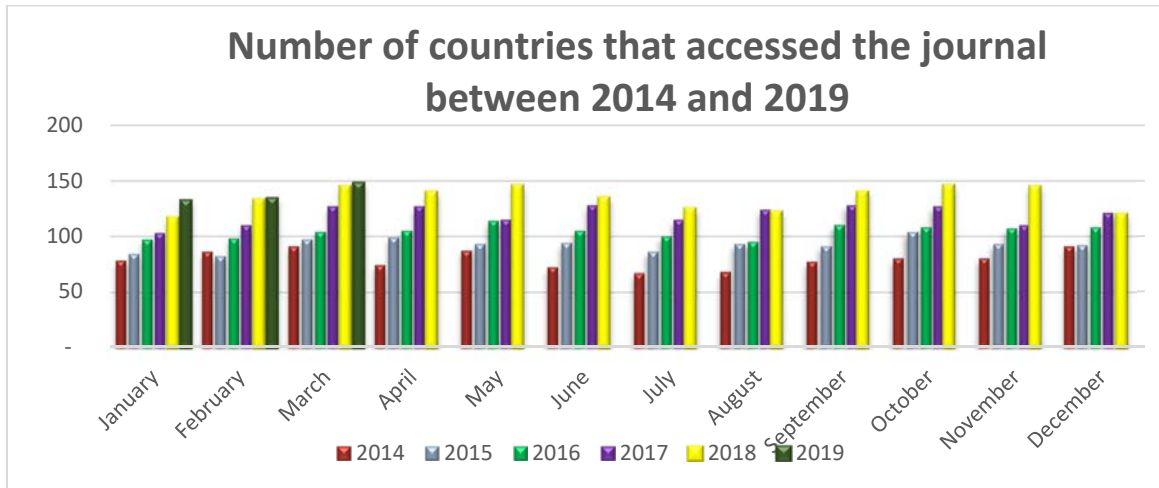


Figure 6: Amount of countries between 2014 and 2019

The Figure 7 shows the comparison of the number of users, around the world, that have accessed the journal.

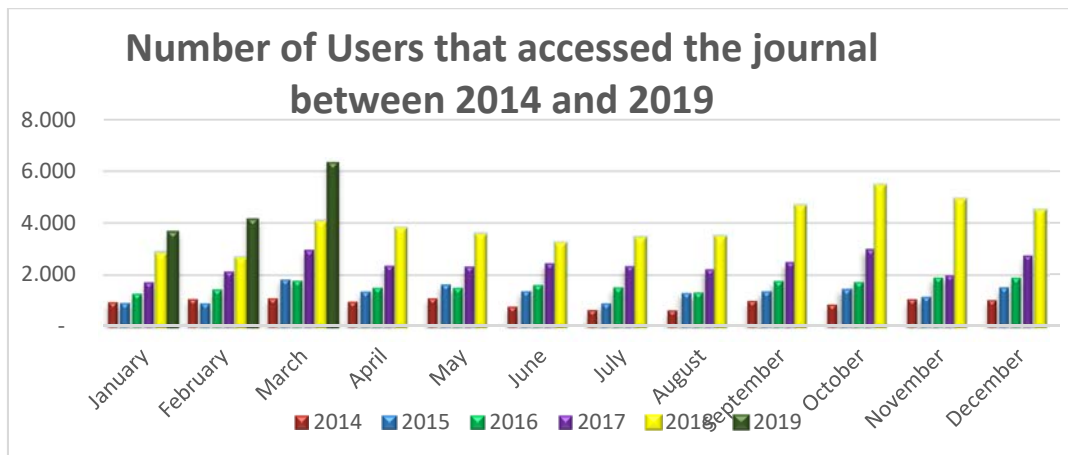


Figure 7: Amount of users between 2014 and 2019

The Figure 8 shows the comparison of the number of viewers, around the world, that have accessed the journal.



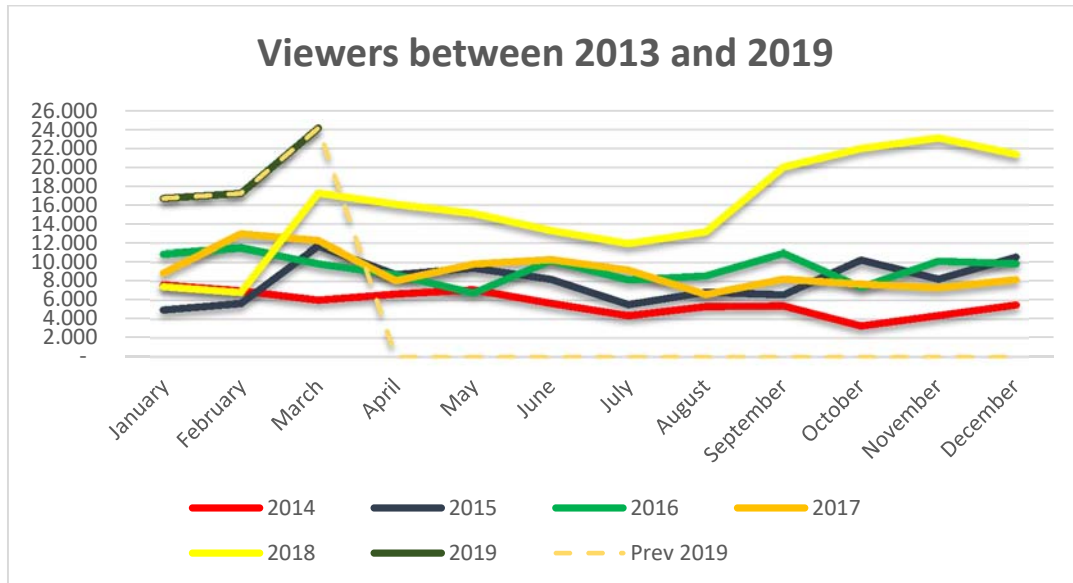


Figure 8: Amount of Viewers between 2013 and 2019

Figure 9 shows the overall evolution accumulated in the 12 months, as well as the visualizations between the years of 2013 and 2018 and that can be compared with Figure 8.

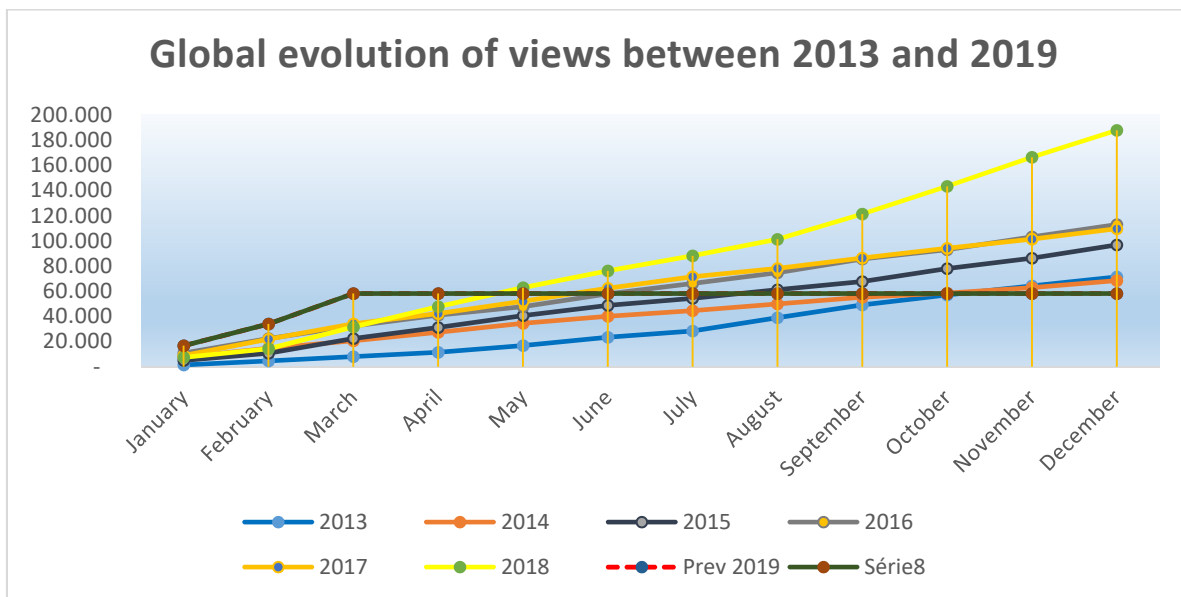


Figure 9: Global evolution of views between 2013 and 2019

Figure 10 shows the evolutionary chart of resolutions address the articles registered in Crossref since 2014, which is based on monthly report. This graph can be seen the evolution of the journal has achieved.



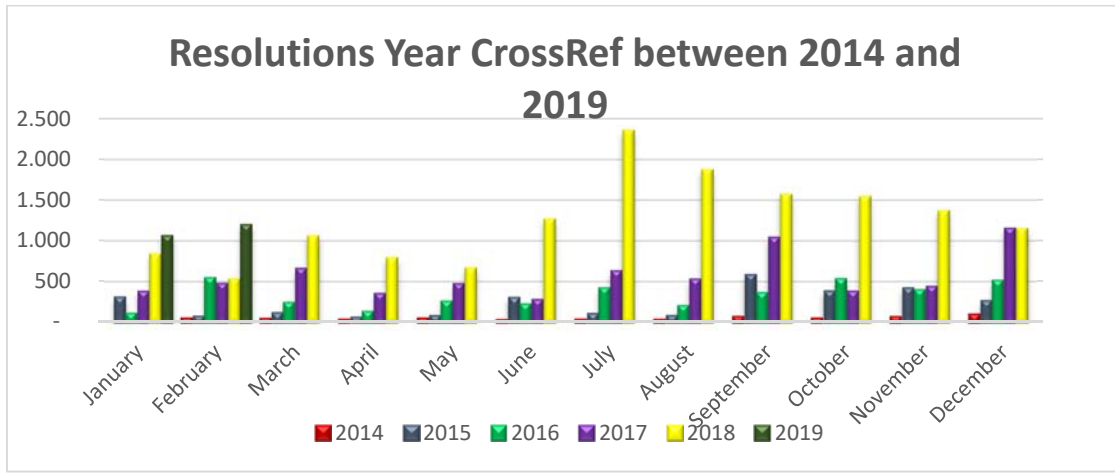


Figure 10: Resolution Report for prefix 10.14807 from between 2014 and 2019

Figure 11 shows the graph of daily views averages during the 12 months between 2014 and 2019, which allows to observe the constant growth of the Journal.

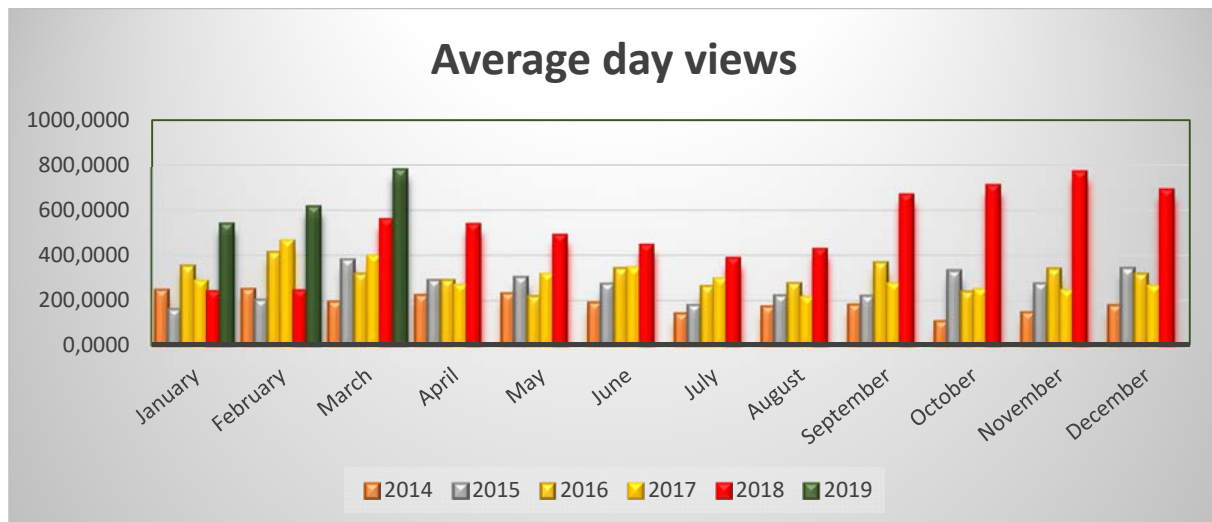


Figure 11: Average day views

We appreciate the intense participation of all colleagues, which has made our journal become a place of wide dissemination of knowledge.

The following content will be presented with the titles, authors and the pages of all of the articles published in this edition issue.

EDITORIAL VOLUME 10, ISSUE 2 (615-622)

Paulo Cesar Chagas Rodrigues

DOI: <http://dx.doi.org/10.14807/ijmp.v10i2.706>



HOW KNOWLEDGE MANAGEMENT MEDIATES THE STRATEGIC ROLE OF TALENT MANAGEMENT IN ENHANCING CUSTOMER'S SATISFACTION (334-354)

Zeyad Faisal Al-Azzam, Atif Badri Al-Qura'an

DOI: <http://dx.doi.org/10.14807/ijmp.v10i2.854>

THE SELECTION OF CONTRACT STRATEGIES USING THE ANALYTIC NETWORK PROCESS FOR OIL AND GAS PROJECTS: A CASE STUDY (355-379)

Vinicius Maia de Jesus, Luiz Flavio Autran Monteiro Gomes, Fernando Filardi

DOI: <http://dx.doi.org/10.14807/ijmp.v10i2.850>

THE ROLE OF LOCAL FOOD PRODUCTION TO REDUCE FOOD LOSSES AND IMPROVE REGIONAL ECONOMY (380-396)

João Gilberto Mendes dos Reis, João Roberto Maiellaro, Fernando Juabre Muçouçah, Oduvaldo Vendrametto, Robson dos Santos

DOI: <http://dx.doi.org/10.14807/ijmp.v10i2.861>

AN INVESTIGATION INTO THE EFFECTIVENESS OF ACCEPTANCE TREATMENT ON THE REDUCTION OF DEPRESSION AMONG THE DISABLED (397-410)

Abbas Ramazani, Behzad Akbari Doorbash, Naghi Kamali, Elham Yusefi

DOI: <http://dx.doi.org/10.14807/ijmp.v10i2.661>

IDENTIFICATION AND CHARACTERIZATION OF "BLACK SWANS" IN TECHNOLOGICAL EVENTS IN BRAZIL (411-439)

Moacyr Machado Cardoso Junior

DOI: <http://dx.doi.org/10.14807/ijmp.v10i2.866>

MODIFIED SIGNOMIAL GEOMETRIC PROGRAMMING (MSGP) AND ITS APPLICATIONS (440-458)

Wasim Akram Mandal, Sahidul Islam

DOI: <http://dx.doi.org/10.14807/ijmp.v10i2.853>

ARE ACADEMIC STUDIES RELIABLE IN BRAZIL? FINANCIAL VARIABLES IN AN INFLATIONARY ENVIRONMENT (459-474)

Luciana Maia Campos Machado, William Eid

DOI: <http://dx.doi.org/10.14807/ijmp.v10i2.851>

QUALITY PARAMETRES ON HIGHER EDUCATION PHD PROGRAM IN ROMANIA (475-488)

Rocsana B. Manea Tonis, Natalia Manea

DOI: <http://dx.doi.org/10.14807/ijmp.v10i2.855>

IMPLEMENTATION OF LEAN PRACTICES IN BANKS: A QUALITATIVE RESEARCH (489-498)

Zeeshan Ahmad Khan, Muhammad Ahmad, Sehrish Butt

DOI: <http://dx.doi.org/10.14807/ijmp.v10i2.862>



IBRAHIM'S TRIANGLE MODEL (SATISFACTION - BENEFIT - LOYALTY) FOR SYSTEMS SUCCESS MEASUREMENT (499-511)

Ibrahim Eskandar Ibrahim Fadhel, Syed Zulkarnain Bin Syed Idrus, Amani Ali Elmetwaly Ali Ibrahim, Mazni Omar

DOI: <http://dx.doi.org/10.14807/ijmp.v10i2.867>

ANALYSIS OF FINANCIAL PERFORMANCE OF CEMENT INDUSTRY MANUFACTURING COMPANIES IN TEHRAN STOCK EXCHANGE USING THE FAHP TECHNIQUE AND THE TOPSIS METHOD (512-536)

Sahar Omrani, Mostafa Jafari, Ali Mansori

DOI: <http://dx.doi.org/10.14807/ijmp.v10i2.859>

VOLATILITY BEHAVIOR OF VIRTUAL CURRENCIES (537-547)

Jéssica Gonçalves Andrade, Nilson Brandalise

DOI: <http://dx.doi.org/10.14807/ijmp.v10i2.852>

ESTIMATING THE EFFECT OF BUYERS' BARGAINING POWER ON KENYAN SMALL FOOD MANUFACTURERS' INCOME (548-573)

Francis Okumu Omillo

DOI: <http://dx.doi.org/10.14807/ijmp.v10i2.846>

STUDY OF TIMES AND MOVEMENTS IN THE SERVICE SECTOR: AN ANALYSIS IN A BEAUTY SALON (574-595)

Jéssica Danielle de Carvalho Nunes, Ana Maria Magalhães Correia, Priscila Gonçalves Vasconcelos Sampaio, Alexandre Henrique Soares de Oliveira, Armstrong Martins da Silva

DOI: <http://dx.doi.org/10.14807/ijmp.v10i2.842>

RESEARCH ON THE IMPACT OF FIRM'S INNOVATION - DRIVEN ON NEW PRODUCT INNOVATION PERFORMANCE (596-614)

Yan Qu, Chun-Shuo Chen

DOI: <http://dx.doi.org/10.14807/ijmp.v10i2.847>

April 1, 2019

Prof. Dr. Paulo Cesar Chagas Rodrigues
Chief Editor

