



Editorial Introduction

This issue of the *Independent Journal of Management & production (IJM&P)* features a selection of articles submitted and revised until July 2017. Observe the works are the fruit of research and publications of undergraduate, postgraduate and entrepreneurs.

It is important to mention that all the works are showed without any kind of payment. All of them are published free from payments or taxes.

The publication also counts on the work of researchers from various parts of the world, which have undergone a process of peer review.

As chief editor of *IJM&P*, I am indebted to all members of the editorial board and reviewers, which contributed to achieve a very decent job during the evaluation and revision. Moreover, that they have contributed to the Journal in recognition of the international scientific community.

In addition, with all the authors, who trusted the results of their research and publications to the scrutiny of editors and reviewers who are part of our Journal.

Since 2015 we are promoting the dissemination of articles published on LinkedIn Pulse, through Chief Editor account of Professor Dr. Paulo Cesar Chagas Rodrigues.

In this fourth quarter we had the gratifying news that we were being indexed in Openaire, Dialnet and the new indexing platform of PKP. The system was also successfully upgraded to OJS version 2.4.8-1, which made it possible to correct problems in metadata export via the OAI-PMH protocol.

For the year 2017 we will be launching the new logo of our journal, as well as resuming the negotiations for indexing with Scopus and the Web of Science.

We have been working to consolidate our partnership with the team that coordinates the international IFLOG congress, which is held at the campus of the Instituto Federal de Educação, Ciência e Tecnologia de São Paulo, in the city of Suzano.



In 2017, will have a special edition published in July 2017.

The first table presents how our collaborators, by their categories of study and sex are.

Table 1: Distribution of users by degree

| | <i>Dr. Ph.D.</i> | <i>MSc.</i> | <i>Dr./Ph.D. Student</i> | <i>MSc. Student</i> | <i>Specialist</i> | <i>Professors</i> | <i>Students</i> | <i>Others</i> | <i>Total</i> |
|---------------|------------------|-------------|--------------------------|---------------------|-------------------|-------------------|-----------------|---------------|--------------|
| Male | 850 | 220 | 204 | 49 | 28 | 23 | 30 | 88 | 1,492 |
| Female | 308 | 101 | 112 | 14 | 8 | 3 | 23 | 25 | 594 |

From the data provided in Table 1 on the distribution users by titration, Figure 1 shows the percentage of each titration.

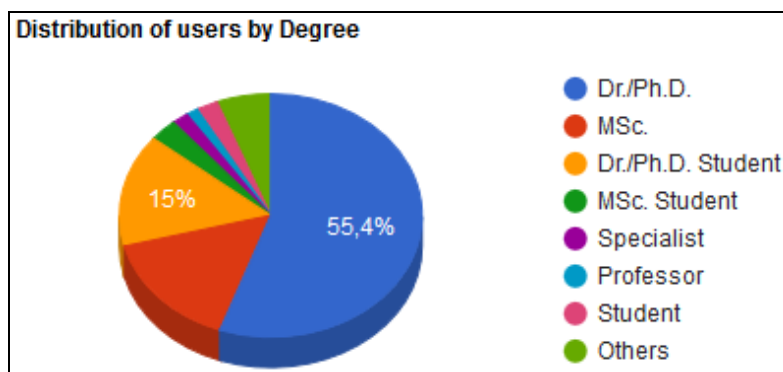


Figure 1: Distribution chart for degree

In the period from January, 01 to November, 30 2016, the journal was accessed by approximately 16,105 users, of approximately 2,772 cities and 160 countries, in the Figure 2 is presented the map mundi, in which can be observed the countries of where was originating the access. The graphs presented show that our journal has managed to exceed all the figures reached during the year 2015 (GOOGLE, 2015).

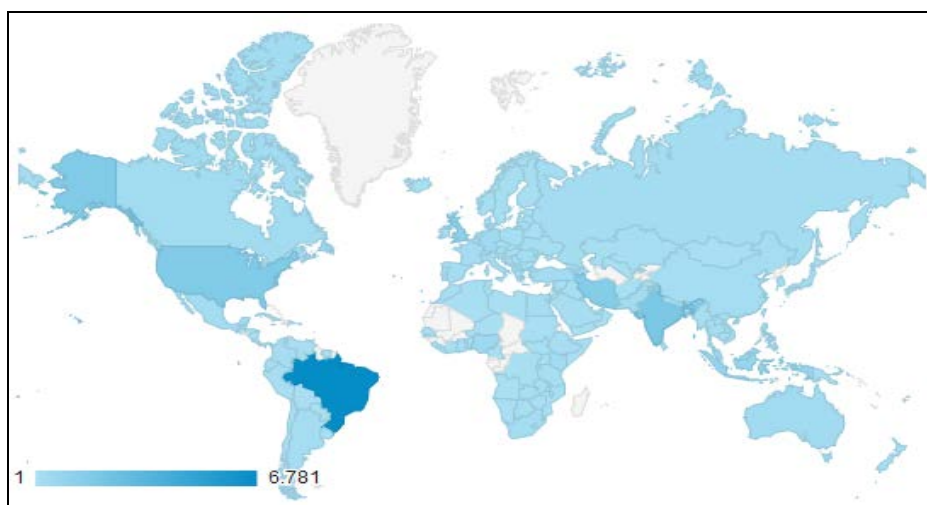


Figure 2: Countries that have accessed the journal

The Table 2 shows the preview data and journal access, since its creation in 2010.

Table 2: views by volume/number

| Year | Country | Cities | Access | Users | Viewers |
|------|---------|--------|--------|--------|---------|
| 2010 | 25 | 75 | 340 | 181 | 5,474 |
| 2011 | 75 | 343 | 1,510 | 1,024 | 12,942 |
| 2012 | 83 | 444 | 2,187 | 1,406 | 15,499 |
| 2013 | 118 | 1,208 | 11,946 | 6,006 | 71,264 |
| 2014 | 146 | 1,978 | 17,440 | 10,503 | 68,340 |
| 2015 | 147 | 2,307 | 23,017 | 14,460 | 96,735 |
| 2016 | 160 | 2,772 | 23,998 | 16,105 | 102,990 |

In Figures 3, 4, 5, 6, 7, 8, 9 and 10 is shown a graph of the amount of hits that the journal received between January 1 2014 and November 31 2016; these data are based on information provided by the Google analytics.

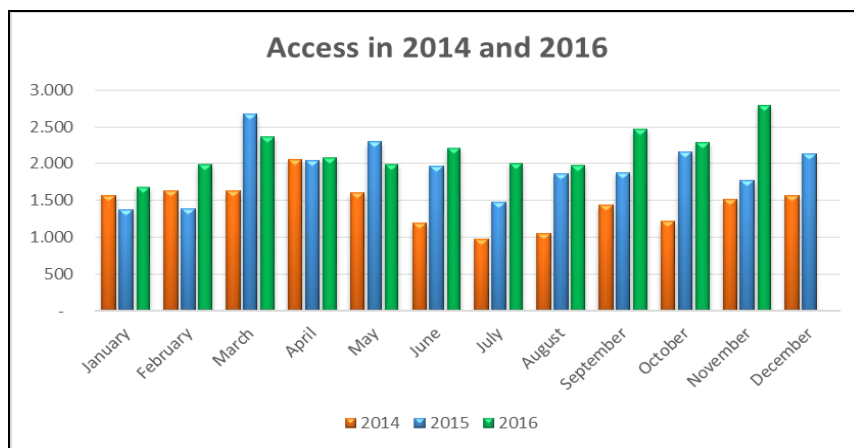


Figure 3: amount of hits between 2014 and 2016

The Figure 4 shows the comparison of the number of cities, around the world, that have accessed the journal.

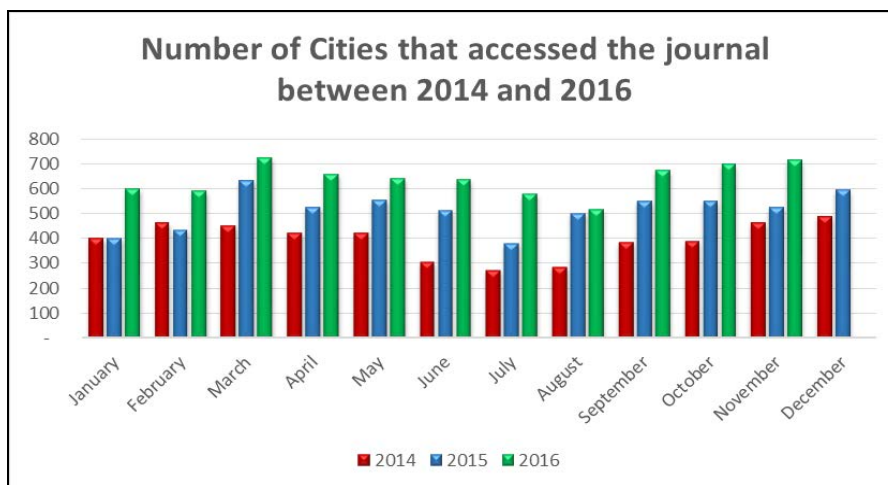


Figure 4: Amount of cities between 2014 and 2016



The Figure 5 shows the averages of views on the journal in the period between the years of 2014 and 2016.

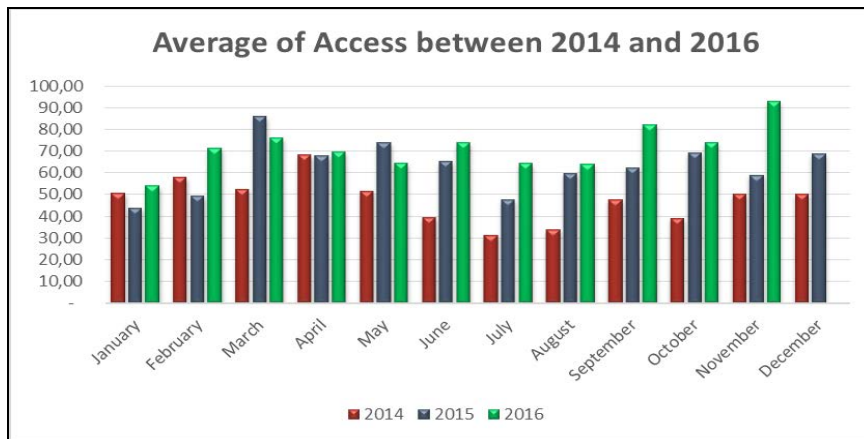


Figure 5: Amount of average between 2014 and 2016

The Figure 6 shows the comparison of the number of countries, around the world, that have accessed the journal.

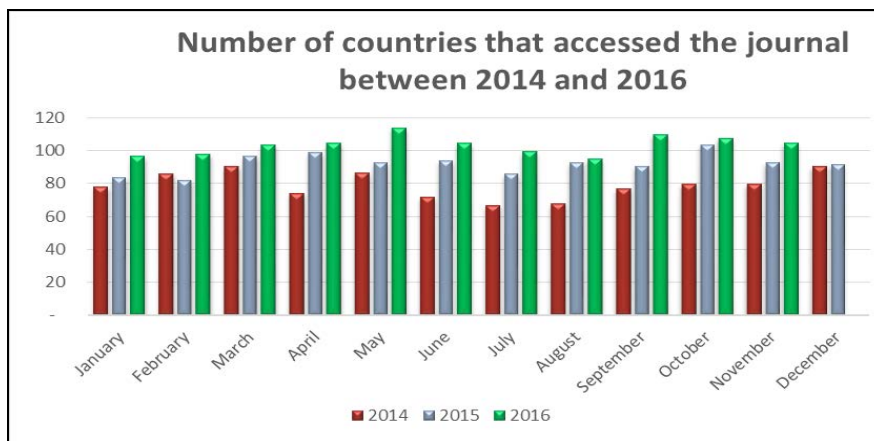


Figure 6: Amount of countries between 2014 and 2016

The Figure 7 shows the comparison of the number of users, around the world, that have accessed the journal.

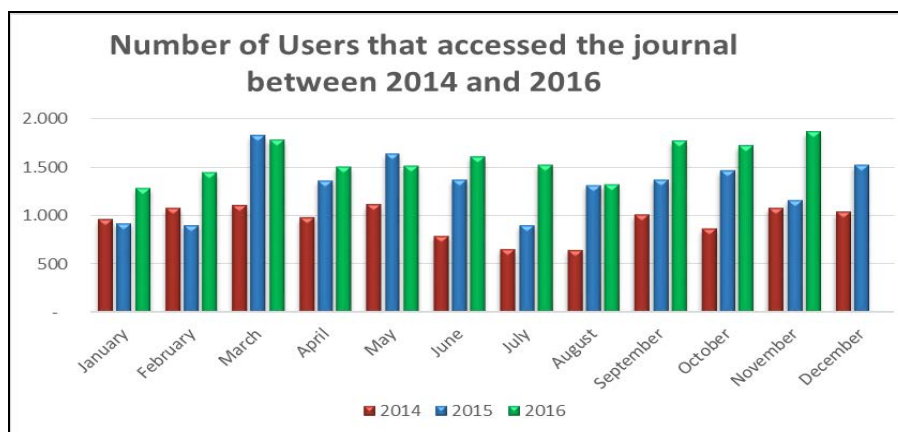


Figure 7: Amount of users between 2014 and 2016

The Figure 8 shows the comparison of the number of viewers, around the world, that have accessed the journal.

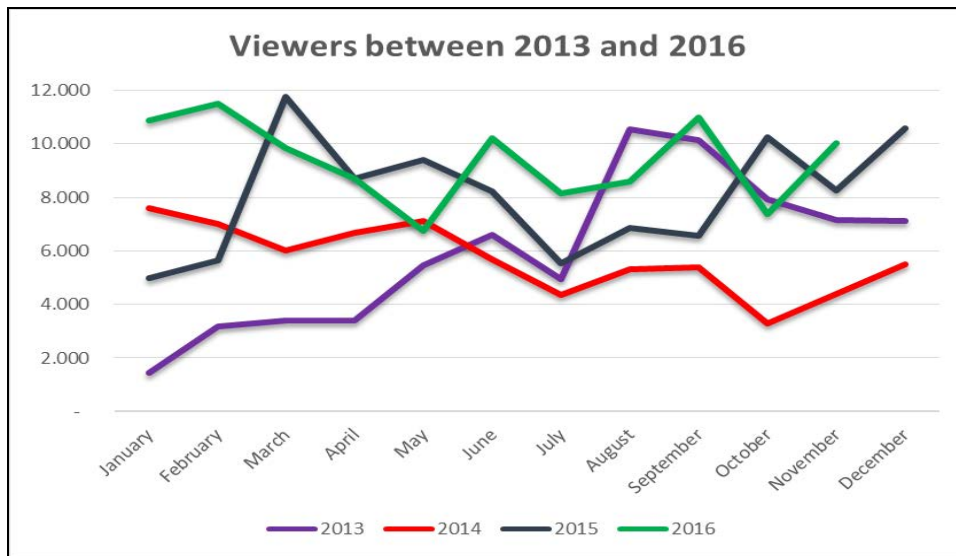


Figure 8: Amount of Viewers between 2013 and 2016

Figure 9 shows the evolutionary chart of resolutions address the articles registered in Crossref since 2014, which is based on monthly report. This graph can be seen the evolution of the journal has achieved.

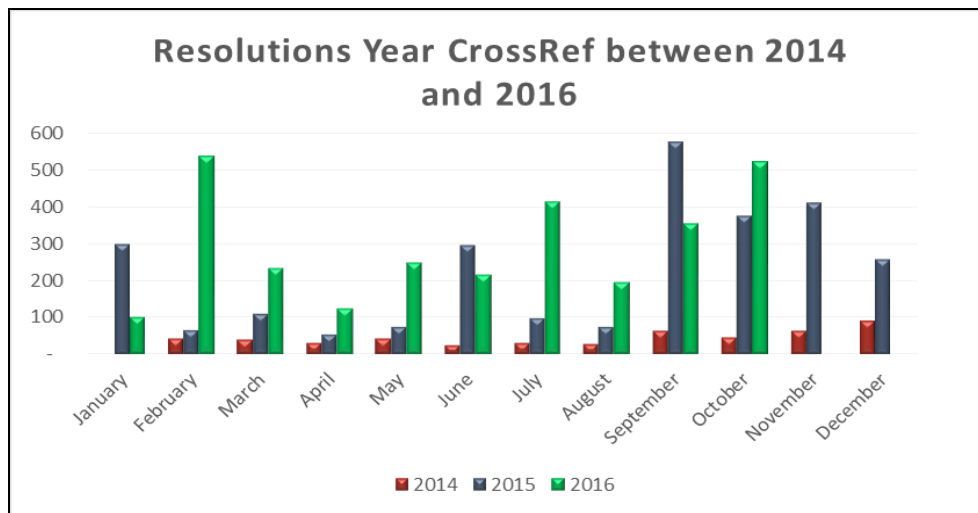


Figure 9: Resolution Report for prefix 10.14807 from between 2014 and 2016

Figure 10 shows the graph with the number of accesses during the year 2016, classified by age and sex. This graph allows to observe the profile of users who access our Journal. It can be observed that the female audience stands out in the age range between 18 and 24 years old. And the age range that most accesses the journal is between 25 and 34 years old.

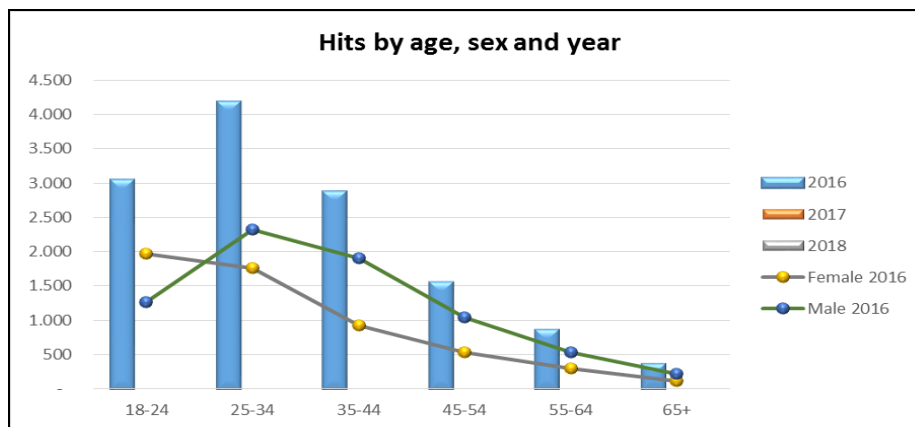


Figure 10: Hits by age, sex and year

We appreciate the intense participation of all colleagues, which has made our journal become a place of wide dissemination of knowledge.

The following content will be presented with the titles, authors and the pages of all of the articles published in this edition issue.

EDITORIAL: VOLUME 7, NUMBER 4 (1310-1317)

Paulo Cesar Chagas Rodrigues, Carlos Antonio Pizarro Louzada

DOI: <http://dx.doi.org/10.14807/ijmp.v7i4.495>

FINANCIAL INCLUSION & SOCIAL CAPITAL A CASE STUDY OF SGSY BENEFICIARIES IN KASHMIR VALLEY (1005-1033)

Audil Rashid Khaki, Mohiuddin Sangmi

DOI: <http://dx.doi.org/10.14807/ijmp.v7i4.424>

DEMYSTIFYING RELATIONSHIP BETWEEN CORPORATE SOCIAL RESPONSIBILITY (CSR) AND FINANCIAL PERFORMANCE: AN INDIAN BUSINESS PERSPECTIVE (1034-1062)

Richa Gautam, Anju Singh, Debraj Bhowmick

DOI: <http://dx.doi.org/10.14807/ijmp.v7i4.443>

EMPLOYEE TURNOVER AND PRODUCTIVITY AMONG SMALL BUSINESS ENTITIES IN NIGERIA (1063-1082)

John N. N. Ugoani

DOI: <http://dx.doi.org/10.14807/ijmp.v7i4.466>

STUDY OF THE PLYWOOD PANELS PROPERTIES USING GEOSTATISTIC (1083-1095)

Cleverson Pinheiro, Cristiane Inácio de Campos, Carlos Alberto Oliveira de Matos, Manoel Cléber de Sampaio Alves, Ivaldo De Domenico Valarelli, Marcos Valério Ribeiro, Simone Simões Amaral

DOI: <http://dx.doi.org/10.14807/ijmp.v7i4.446>



PROCUREMENT SELECTION CRITERIA FOR PROJECTS IN THE PUBLIC SECTOR: EVIDENCE FROM NIGERIA (1096-1114)

Richard Ajayi Jimoh, Luqman Oyekunle Oyewobi, Nurayn Olanrewaju Aliu

DOI: <http://dx.doi.org/10.14807/ijmp.v7i4.481>

NEED FOR RE-SKILLTRAINING TOWARDS MAKE IN INDIA INITIATIVE (1115-1125)

Anita Singh, Rinku Sanjeev

DOI: <http://dx.doi.org/10.14807/ijmp.v7i4.469>

EVALUATING HIGHER EDUCATION INSTITUTIONS THROUGH AGENCY AND RESOURCES-CAPABILITIES THEORIES. A MODEL FOR MEASURING THE PERCEIVED QUALITY OF SERVICE (1126-1153)

José G. Vargas-Hernández, Mtra. Salustia Teresa Cano Ibarra

DOI: <http://dx.doi.org/10.14807/ijmp.v7i4.465>

INVESTIGATING THE FACTORS AFFECTING KNOWLEDGE MANAGEMENT APPLICATION IN NEW VENTURES (1154-1167)

Ehsan Shahidifar

DOI: <http://dx.doi.org/10.14807/ijmp.v7i4.474>

THE NORMATIVE ASPECTS OF THE BRAZILIAN PUBLIC DEBT (1168-1182)

Marcelo Bernardino Araújo, Alex Borges, Vilson Vendramin Junior, Anisio Candido Pereira

DOI: <http://dx.doi.org/10.14807/ijmp.v7i4.477>

THE ECONOMIC SOCIOLOGY OF NEW VENTURE CREATION (1183-1195)

Samira Bakhtiari

DOI: <http://dx.doi.org/10.14807/ijmp.v7i4.478>

EVALUATION OF PROVIDING MILITARY SERVICE ORGANIZATIONS ECONOMIC PERFORMANCE BY EXECUTIVE DASHBOARDS (1196-1211)

Marcelo David Davis, Esdras Carlos de Santana, Maria de Fátima Bandeira dos Santos, Renato Santiago Quintal, Jorge Luiz Tesch Santos

DOI: <http://dx.doi.org/10.14807/ijmp.v7i4.484>

COMBINATION OF MACHINING PARAMETERS TO OPTIMIZE SURFACE ROUGHNESS AND CHIP THICKNESS DURING END MILLING PROCESS ON ALUMINIUM 6351-T6 ALLOY USING TAGUCHI DESIGN METHOD (1212-1226)

Reddy Sreenivasulu

DOI: <http://dx.doi.org/10.14807/ijmp.v7i4.486>

ASSESSMENT OF THE ENERGY POTENTIAL OF CROP RESIDUES AND ANIMAL WASTES IN TANZANIA (1227-1239)

Felichesmi Selestine Lyakurwa

DOI: <http://dx.doi.org/10.14807/ijmp.v7i4.473>



EARNINGS AND BANK PROFITABILITY IN NIGERIA (1240-1255)

John N. N. Ugoani

DOI: <http://dx.doi.org/10.14807/ijmp.v7i4.426>

THE EFFECT OF DIMENSIONS OF KNOWLEDGE SHARING ON A VARIETY OF STRATEGIC MIND MAP OF MANAGERS AND EMPLOYEES (1256-1283)

Pegah Azama, Mostafa Jafari

DOI: <http://dx.doi.org/10.14807/ijmp.v7i4.502>

December 1, 2016

Prof. Dr. Paulo Cesar Chagas Rodrigues
Chief Editor

Prof. MSc. Carlos Antonio Pizarro Louzada
Section Editor

