



Editorial Introduction

This issue of the *Independent Journal of Management & production (IJM&P)* features a selection of articles submitted and revised until April 2019. Observe the works are the fruit of research and publications of undergraduate, postgraduate and entrepreneurs.

It is important to mention that all the works are showed without any kind of payment. All of them are published free from payments or taxes.

The publication also counts on the work of researchers from various parts of the world, which have undergone a process of peer review.

As chief editor of *IJM&P*, I am indebted to all members of the editorial board and reviewers, which contributed to achieve a very decent job during the evaluation and revision. Moreover, that they have contributed to the Journal in recognition of the international scientific community.

In addition, with all the authors, who trusted the results of their research and publications to the scrutiny of editors and reviewers who are part of our Journal.

On July 20, 2018, the journal was notified via E-mail of its indexing and abstracted in: *Emerging Sources Citation Index (ESCI)*, *Clarivate Analytics - Web of Science - Thompson Reuters*. With the availability of journal data on August 20, 2018.

The Table 1 presents how our collaborators, by their categories of study and sex are.



Table 1: Distribution of users by degree

	<i>Dr. Ph.D.</i>	<i>MSc.</i>	<i>Dr./Ph.D. Student</i>	<i>MSc. Student</i>	<i>Specialist</i>	<i>Professors</i>	<i>Students</i>	<i>Others</i>	<i>Total</i>
<i>Male</i>	1,145	278	265	62	39	33	72	116	2,010
<i>Female</i>	428	120	139	22	13	2	54	30	808

From the data provided in Table 1 on the distribution users by titration, Figure 1 shows the percentage of each titration.

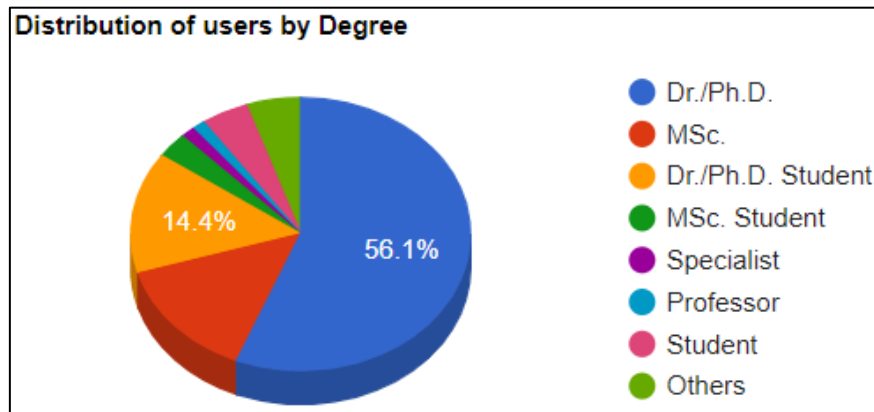


Figure 1: Distribution chart for degree

In the period from January, 01 to May, 31 2019, the journal was accessed by approximately 106,990 users, of approximately 3,773 cities and 184 countries, in the Figure 2 is presented the map mundi, in which can be observed the countries of where was originating the access (GOOGLE, 2019).

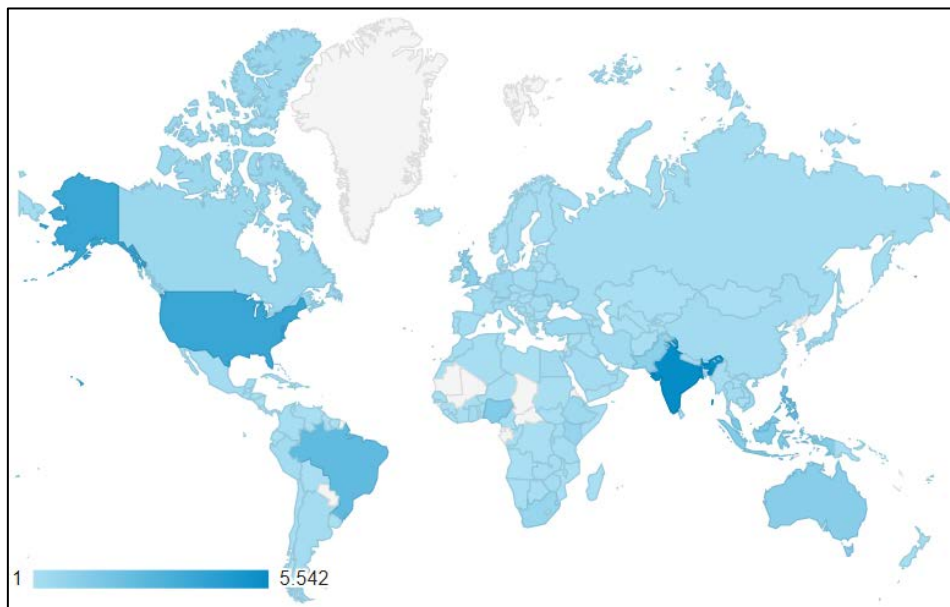


Figure 2: Countries that have accessed the journal

The Table 2 shows the preview data and journal access, since its creation in 2010.



Table 2: views by volume/number

Year	Country	Cities	Access	Users	Viewers
2010	25	75	340	181	5,474
2011	75	343	1,510	1,024	12,942
2012	83	444	2,187	1,406	15,499
2013	118	1,208	11,946	6,006	71,264
2014	146	1,978	17,440	10,503	68,340
2015	147	2,307	23,017	14,460	96,735
2016	162	2,911	26,654	17,847	112,928
2017	184	4,078	37,171	27,129	109,535
2018	190	5,220	57,157	44,400	187,729
2019	197	5,534	78,195	60,907	218,628
2020	189	4,426	45,043	34,160	140,159

In Figures 3, 4, 5, 6, 7, 8, 9, 10 and 11 is shown a graph of the amount of hits that the journal received between January 1, 2014 and March 31, 2019; these data are based on information provided by the Google analytics.

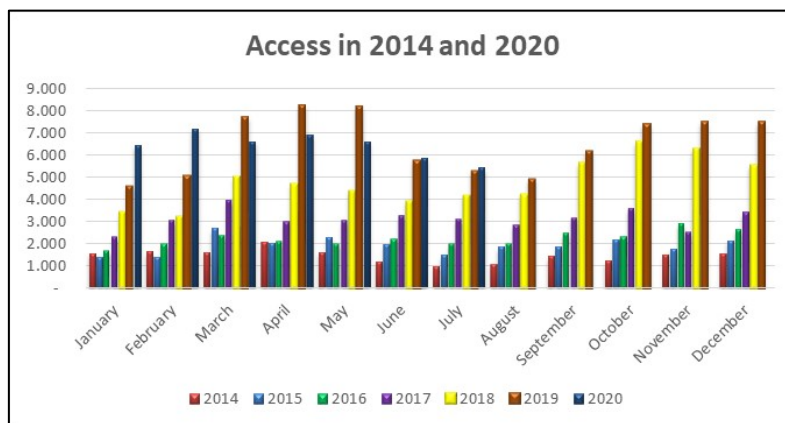


Figure 3: amount of hits between 2014 and 2019

The Figure 4 shows the comparison of the number of cities, around the world, that have accessed the journal.

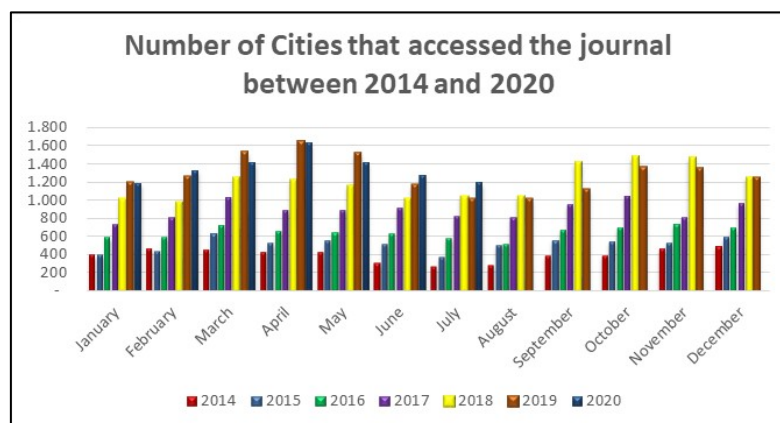


Figure 4: Amount of cities between 2014 and 2019



The Figure 5 shows the averages of views on the journal in the period between the years of 2014 and 2016.

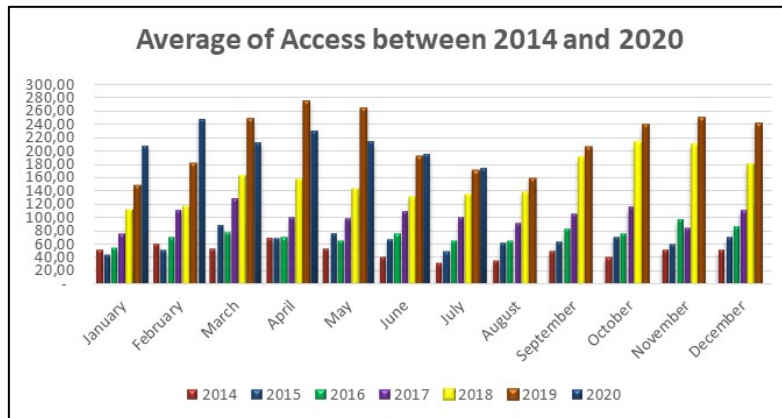


Figure 5: Amount of average between 2014 and 2019

The Figure 6 shows the comparison of the number of countries, around the world, that have accessed the journal.

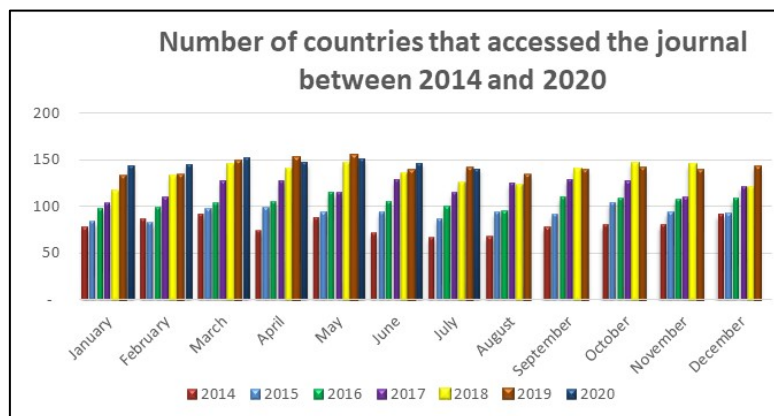


Figure 6: Amount of countries between 2014 and 2019

The Figure 7 shows the comparison of the number of users, around the world, that have accessed the journal.

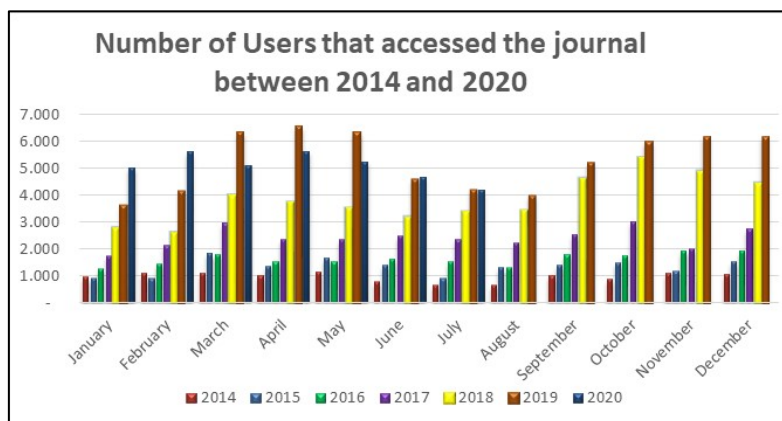


Figure 7: Amount of users between 2014 and 2019



The Figure 8 shows the comparison of the number of viewers, around the world, that have accessed the journal.

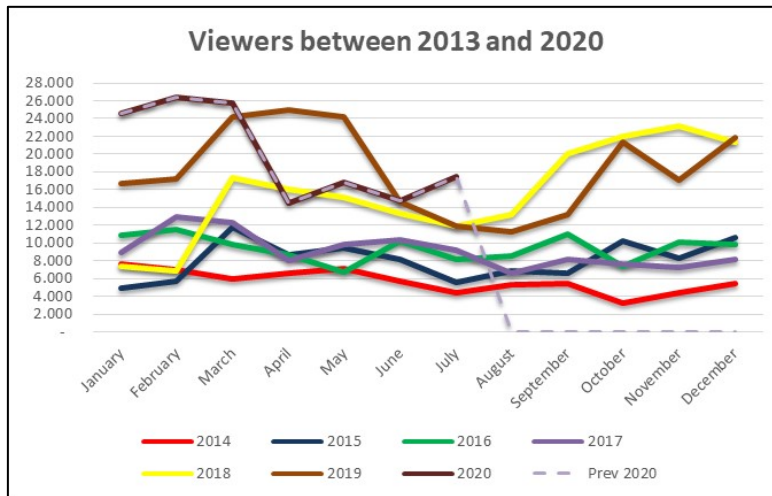


Figure 8: Amount of Viewers between 2013 and 2019

Figure 9 shows the overall evolution accumulated in the 12 months, as well as the visualizations between the years of 2013 and 2018 and that can be compared with Figure 8.

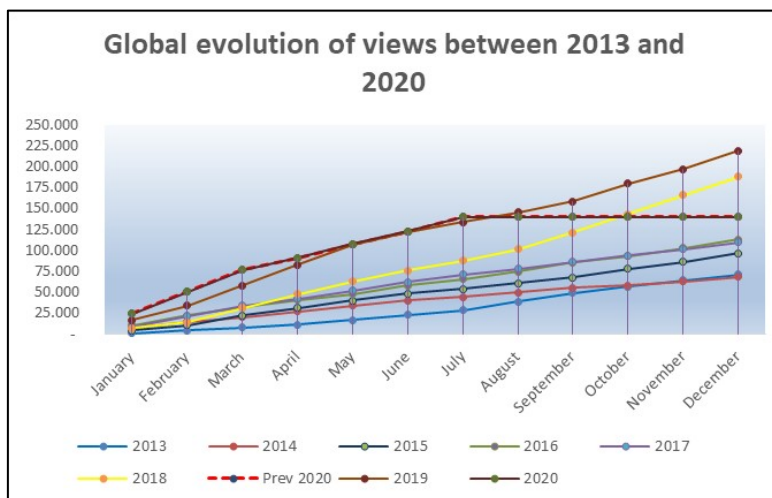


Figure 9: Global evolution of views between 2013 and 2019

Figure 10 shows the evolutionary chart of resolutions address the articles registered in CrossRef since 2014, which is based on monthly report. This graph can be seen the evolution of the journal has achieved.



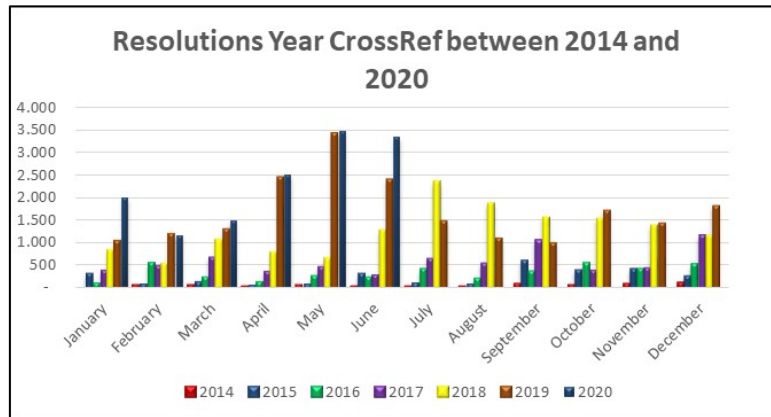


Figure 10: Resolution Report for prefix 10.14807 from between 2014 and 2019

We appreciate the intense participation of all colleagues, which has made our journal become a place of wide dissemination of knowledge.

The following content will be presented with the titles, authors and the pages of all of the articles published in this edition issue.

Editorial Volume 10, Issue 6 (1494-1501)

Paulo Cesar Chagas Rodrigues

DOI: <http://dx.doi.org/10.14807/ijmp.v11i4.1057>

Biologically structured materials (1119-1139)

Raffaella Aversa, Relly Victoria Virgil Petrescu, Antonio Apicella, Florian Ion Tiberiu Petrescu

DOI: dx.doi.org/10.14807/ijmp.v11i4.950

Organizational culture in the hospitality industry a bibliometric analysis and systematic literature review (1140-1162)

Jose Efren Leyva-Duarte, Maria Teresa de la Garza Carranza, José de Jesús Chávez Martínez, Francisco Javier Pinedo-de-Anda, Juan Cayetano Niebla Zatarain, José Porfirio González Farías

DOI: dx.doi.org/10.14807/ijmp.v11i4.1089

A hybrid model for planning programming and control of production for micro and small enterprises (1163-1183)

Evellyn de Moraes Galvão, Bianca Carina Valente, Syntia Lemos Cotrim, Gislaine Camila Lapasini Leal, Edwin Vladimir Cardoza Galdamez

DOI: dx.doi.org/10.14807/ijmp.v11i4.1111

Assessment of delay and cost-overrun in federal road construction project in Abuja (1184-1200)

Ashem Emmanuel Egila, Oluwaseun Abdulakeem Balogun, Saheed Olanrewaji Yusuf

DOI: dx.doi.org/10.14807/ijmp.v11i4.1065



Big data analytics: achievements, challenges, and research trends (1201-1222)

André Coelho Vaz Henriques, Fernando de Souza Meirelles, Maria Alexandra Viegas Cortez da Cunha

DOI: [dx.doi.org/10.14807/ijmp.v11i4.1085](https://doi.org/10.14807/ijmp.v11i4.1085)

Trabecular prostheses (1223-1246)

Raffaella Aversa, Rely Victoria Virgil Petrescu, Antonio Apicella, Florian Ion Tiberiu Petrescu

DOI: [dx.doi.org/10.14807/ijmp.v11i4.989](https://doi.org/10.14807/ijmp.v11i4.989)

Escape rooms in virtual reality, the concept and application in electronic business doing (1247-1261)

Marko Ranković, Velimir Dedić, Mateja Jovanović, Dragana Petrović, Milena P. Ilić

DOI: [dx.doi.org/10.14807/ijmp.v11i4.1117](https://doi.org/10.14807/ijmp.v11i4.1117)

Apprenticeship system for the internationalization: Jalisco handicraft production companies (1262-1278)

Tania Elena González Alvarado, Sara González Fernández

DOI: [dx.doi.org/10.14807/ijmp.v11i4.1073](https://doi.org/10.14807/ijmp.v11i4.1073)

Implications of additive manufacturing on supply chain and logistics (1279-1302)

Daniel R. Tasé Velázquez, Alexandre Tadeu Simon, André Luís Helleno, Lorena Hernández Mastrapa

DOI: [dx.doi.org/10.14807/ijmp.v11i4.1139](https://doi.org/10.14807/ijmp.v11i4.1139)

Determinants of customer's apartment purchase intention: is the location dominant? (1303-1322)

Phuong Viet Le-Hoang, Yen Truong Thi Ho, Danh Xuan Luu, Truc Thanh Thi Le

DOI: [dx.doi.org/10.14807/ijmp.v11i4.1100](https://doi.org/10.14807/ijmp.v11i4.1100)

A bibliographical analysis in the literature of value co-creation in private higher education between the years 2006 to 2016 (1323-1341)

Maicon da Silva, Luis Carlos Alves da Silva, Flávio Régio Brambilla

DOI: [dx.doi.org/10.14807/ijmp.v11i4.1136](https://doi.org/10.14807/ijmp.v11i4.1136)

Factors affect customer satisfaction: the case of cargo delivery services (1342-1356)

Phuong Viet Le-Hoang

DOI: [dx.doi.org/10.14807/ijmp.v11i4.1103](https://doi.org/10.14807/ijmp.v11i4.1103)

Factors influencing the deployment of innovative (ict) facilities by construction organisations in port Harcourt, Nigeria (1357-1380)

Hafex Ikemefuna Onyejeakor, Emmanuel Chidiebere Eze, Onyealilam Peter Onyeagam, Adesoji Anthony Adegboyega

DOI: [dx.doi.org/10.14807/ijmp.v11i4.1096](https://doi.org/10.14807/ijmp.v11i4.1096)

Woman political leadership in Romania versus other countries (1381-1393)

Rocsana B. Manea Tonis, Cezar Braicu, Radu Bucea-Manea-Tonis, Elena Gurgu

DOI: [dx.doi.org/10.14807/ijmp.v11i4.1124](https://doi.org/10.14807/ijmp.v11i4.1124)



House finance for low income groups in Pakistan (1394-1418)

Fouzia Hanif, Mussarat Shamshir, Khurram Khan Alwi

DOI: [dx.doi.org/10.14807/ijmp.v11i4.1042](https://doi.org/10.14807/ijmp.v11i4.1042)

Financial viability analysis of a new lubricant for engines assembled in production line in a Brazilian automobilistic facility: case study (1419-1433)

Gustavo Antunes Maia, Nilson Brandalise

DOI: [dx.doi.org/10.14807/ijmp.v11i4.1090](https://doi.org/10.14807/ijmp.v11i4.1090)

Influence of principals' self-management on the organisational commitment of teachers in secondary school in county governments in Kenya (1434-1453)

Nancy Minjire Waweru, Hazel Gachunga, John Mwaniki Kihoro

DOI: [dx.doi.org/10.14807/ijmp.v11i4.1031](https://doi.org/10.14807/ijmp.v11i4.1031)

Analysis of economic-financial viability, by the monte carlo method, in service provider of non-destructible tests: case study (1454-1469)

Vanessa Miguel Augusto Souza, Nilson Brandalise

DOI: [dx.doi.org/10.14807/ijmp.v11i4.1082](https://doi.org/10.14807/ijmp.v11i4.1082)

Efficiency in equipment import processes: UNIVASF's case (1470-1480)

Leone Coelho Bagagi, Vera Lúcia Peixoto S. Mendes

DOI: [dx.doi.org/10.14807/ijmp.v11i4.1109](https://doi.org/10.14807/ijmp.v11i4.1109)

The server's turnover on a federal education institution of Rio de Janeiro: the construction of a proposal of action to aid the reversal of the talent's evasion process (1481-1493)

Daniel Mendes Pires Haack, Stella Regina Reis da Costa, Augusto da Cunha Reis

DOI: [dx.doi.org/10.14807/ijmp.v11i4.1003](https://doi.org/10.14807/ijmp.v11i4.1003)

August 1, 2020

Prof. Dr. Paulo Cesar Chagas Rodrigues
Chief Editor

